



General Features

- ◆ Sealed and maintenance free operation.
- ◆ Non-Spillable construction design.
- ◆ ABS containers and covers(UL94HB, UL94V-0) optional.
- ◆ Safety valve installation for explosion proof.
- ◆ High quality and high reliability.
- ◆ Exceptional deep discharge recovery performance.
- ◆ Low self discharge characteristic.
- ◆ Flexibility design for multiple install positions.



Battery Type	Valve-Regulated,Absorbed Glass Mat(AGM) Technology			
Nominal Voltage	12V			
Capacity(20°C)	20HR(0.058A,1.8V/cell)	10HR(0.108A,1.80V)	5HR(0.196A,1.75V)	1HR(0.716A,1.60V)
	1.16AH	1.08AH	0.98AH	0.716AH
Dimensions	Length	Width	Height	Total Height
	97mm(3.82inches)	43mm(1.69inches)	52mm(2.04inches)	58mm(2.28inches)
Approx Weight	Approx 0.57 kg (1.26lbs)			
Internal Resistance	Full Charged at 20°C: Approx 90m Ω			
Self Discharge	3% of capacity declined per month at 20°C			
Capacity affected by Temperature (10HR)	40°C	25°C	0°C	-15°C
	103%	100%	86%	65%
Charging Voltage (V)	Cycle use		Float use	
	14.4V~15.0V at 20 °C. T emp. Coefficient -30mV/ °C		13.5V~13.8V at 20 °C.Temp. Coefficient (-20mV/ °C)	
Current	Max. Discharge Current		Initial Charging Current	
	18A		Less than 0.36A	
Operating T emp.Range	Discharge		Charging	
	-15 ~ 50°C (5 ~ 122°F)		0 ~ 40°C (32 ~ 104°F)	
			Storage	
			-15 ~ 40°C (5 ~ 104°F)	

Constant Current Discharge (Amperes) at 20°C (68°F)


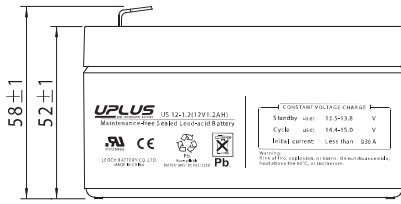
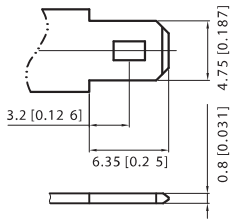
F.V/Time	5min	10min	15min	20min	30min	45min	1h	2h	3h	4h	5h	6h	8h	10h	20h
1.85V/cell	2.17	1.67	1.38	1.19	0.92	0.680	0.573	0.343	0.268	0.218	0.178	0.156	0.126	0.105	0.058
1.80V/cell	2.91	2.13	1.67	1.41	1.09	0.791	0.642	0.374	0.288	0.233	0.191	0.167	0.133	0.108	0.058
1.75V/cell	3.29	2.34	1.82	1.52	1.13	0.821	0.672	0.388	0.294	0.238	0.196	0.172	0.136	0.111	0.059
1.70V/cell	3.62	2.55	1.95	1.60	1.18	0.854	0.693	0.397	0.302	0.244	0.201	0.175	0.138	0.113	0.060
1.65V/cell	3.99	2.75	2.07	1.70	1.24	0.875	0.709	0.403	0.315	0.253	0.206	0.179	0.140	0.116	0.061
1.60V/cell	4.40	2.99	2.21	1.81	1.31	0.912	0.716	0.420	0.324	0.261	0.213	0.183	0.141	0.117	0.061

Constant Power Discharge (Watts) at 20°C (68°F)

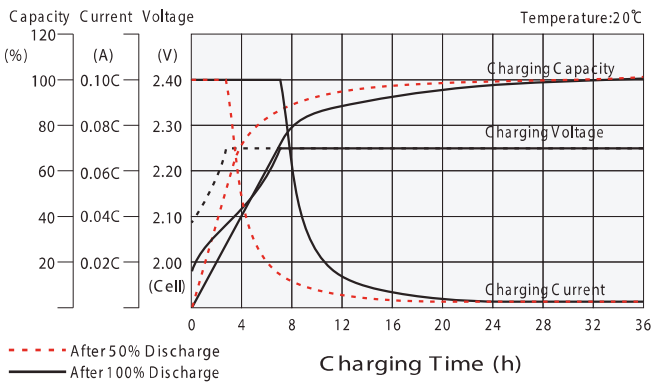
F.V/Time	5min	10min	15min	20min	30min	45min	1h	2h	3h	4h	5h	6h	8h	10h	20h
1.85V/cell	3.97	3.08	2.58	2.25	1.76	1.31	1.11	0.665	0.523	0.426	0.348	0.306	0.248	0.208	0.114
1.80V/cell	5.27	3.89	3.07	2.62	2.04	1.51	1.23	0.721	0.559	0.453	0.372	0.327	0.262	0.214	0.115
1.75V/cell	5.82	4.20	3.31	2.79	2.11	1.55	1.28	0.745	0.567	0.461	0.381	0.335	0.266	0.219	0.116
1.70V/cell	6.23	4.48	3.49	2.91	2.18	1.61	1.32	0.762	0.582	0.472	0.390	0.342	0.270	0.224	0.118
1.65V/cell	6.77	4.79	3.68	3.07	2.28	1.63	1.34	0.769	0.604	0.487	0.399	0.348	0.273	0.228	0.120
1.60V/cell	7.29	5.08	3.87	3.24	2.39	1.69	1.35	0.798	0.620	0.501	0.411	0.354	0.275	0.230	0.120

Dimensions

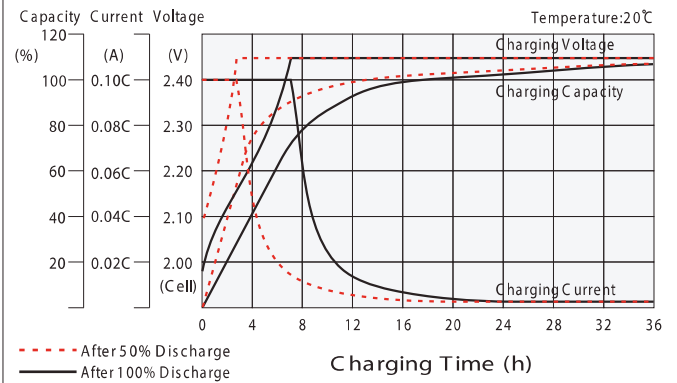
T1 Terminal Unit: mm [inches]



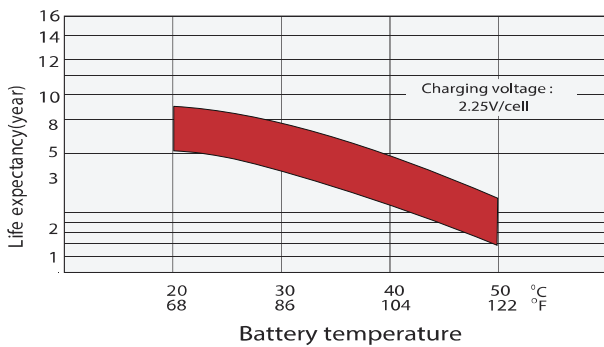
Float charging characteristics



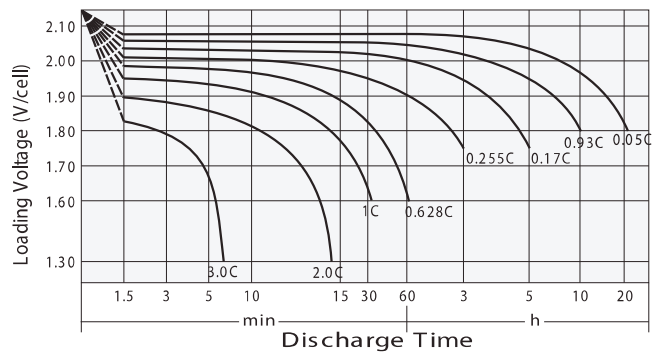
Cycle use charging characteristics



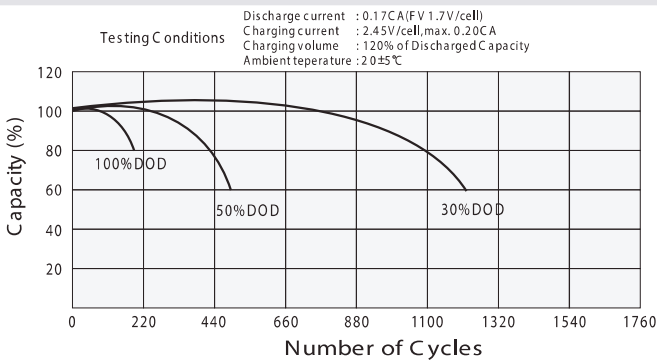
Effect of Temperature on Long Term Float Life



Discharge characteristics



Cycle Life in Relation to Depth of Discharge



Self Discharge Characteristics

